

What is Power Library?

► Get magazine & journal articles on your home computer for free!

► Save Time!

► Find accurate information!



Power Library contains databases that reprint journal, magazine and reference book articles from 1000s of sources. The POWER Library is a service of Pennsylvania's public libraries, school libraries & the State Library.

What do you need to use PowerLibrary?

A Library card with an Access PA logo on it.

Did you know you can do other things on Power Library?

- Look up medical information
- Get car repair info
- Get business news
- Find photos



UPPER DUBLIN PUBLIC
LIBRARY

805 Loch Alsh Avenue

Fort Washington PA 19034

215-628-8744

www.upperdublinlibrary.org

upperdublinlibrary@mclinc.org



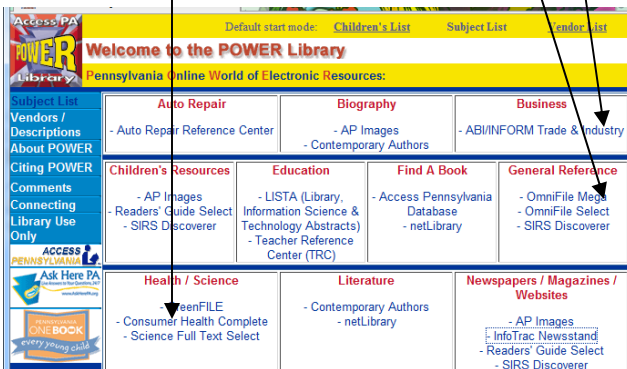
**Magazine &
Newspaper
Articles
Online
with
Power Library**



UPPER DUBLIN PUBLIC
LIBRARY

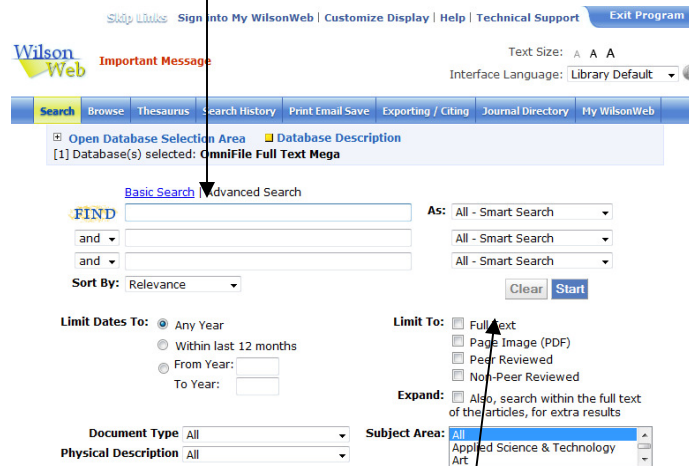
Logging In

1. Go to the Library's website at www.upperdublinlibrary.org
2. Choose UDPL 24/7 in the blue menu bar & click PowerLibrary.
3. If you're at home, put in your library barcode.
4. Choose your Database:
 - For general magazine articles, click on **OmniFile Mega**.
 - For science articles, click on **Science Full Text Select**.
 - For business articles, click **ABI/INFORM Trade & Industry**.

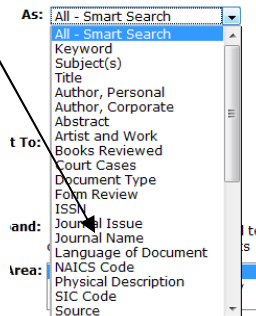
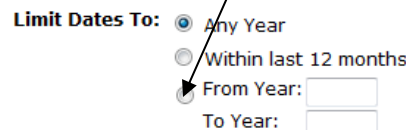


Creating a Basic Search

1. Split your search into searchable parts. For example, the effect of music on plants would have three parts: music, plants and effect.
2. Enter your search terms in the boxes next to Find. Each search part should go in the next box down.

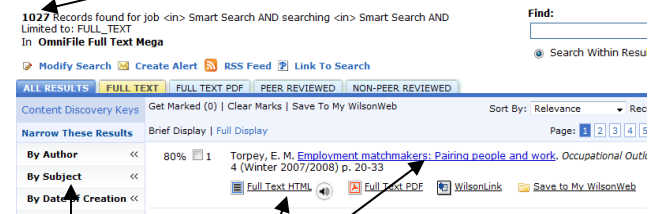


3. Check Limit to Full Text to only get articles that are available on the computer immediately.
4. To search only one journal, put in the Journal name as a search term and change "All-Smart Search" to "Journal Name"
5. To search a specific date range, click the button and fill in the From and To years.
6. Click Start.



Using the Results

1. When your results display, note the number of items found.
2. To look at an article, click on the title or the Full Text link.
3. To narrow the search by author or a specific subject, click on the appropriate category in "By Subject"



The original source is listed at the top of every article.

